




# Sprint WebCapTel® Instructions

Start today and enjoy telephone conversation over the Web with ease



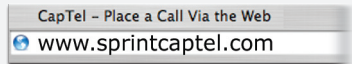
- This is a **laptop or desktop computer** (Macintosh and Windows-based PC compatible) with **Internet connection**.
- This is to **read the captions of your caller's conversation**.



- This is a **telephone** that allows you to **speak to and hear your caller**. You can use any of the below for your telephone:
  - cellular phone
  - cordless phone
  - landline phone

## Make a call with Sprint WebCapTel®

1. On your computer, open the Web browser and type **www.sprintcaptel.com**.



2. Type your **Username** and **Password**.

**NOTE:**  
New users must register first.

**Sign In**

Username:  
JaneDoe

Password:  
\*\*\*\*\*

Remember Me

**Logon**

3. Click **Logon**.
4. Type your telephone number in the **My Telephone Number** box.
5. Type the number of the person you are calling in the **Number to Dial** box.

My Telephone Number: (eg: 312-555-3210)  
312-555-3210

Number To Dial: (eg: xxx-xx-xxxx)  
410-555-9876

Preferred Language  
 English  Spanish

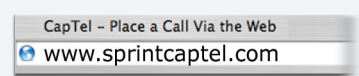
**Place Call**

6. Choose your **Preferred Language**.
7. Click **Place Call**.
8. When your telephone rings, answer it and wait for your caller to answer.
9. Talk and listen to the person directly. Then the captions will appear on your screen.
8. Enjoy your call!

## Receive an incoming call with Sprint WebCapTel®

1. Inform your callers to dial **1-800-933-7219** and enter your phone number.
2. Have your telephone ready.

3. Open your Web browser and type **www.sprintcaptel.com**.



4. Type your **Username** and **Password**.

**NOTE:**  
New users must register first.

**Sign In**

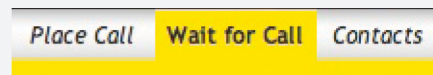
Username:  
JaneDoe

Password:  
\*\*\*\*\*

Remember Me

**Logon**

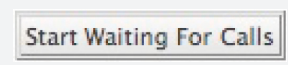
5. Click **Logon**.
6. Click on the **Wait for Call** yellow tab.



7. Type your telephone number.

My Telephone Number: (eg: xxx-xxx-xxxx)  
312-555-3210

8. Click on **Start Waiting For Calls** to connect.
9. When your telephone rings, answer the call. Captions appear on your computer screen.



**NOTE:**  
If your computer is in "sleep mode" or if you are not logged in, incoming phone calls will not go through and callers will hear a message saying you are unavailable.

Although Sprint IP, Fed IP, Sprint IP using IM, VRS and CapTel can be used for emergency calling, such emergency calling may not function the same as traditional 911/E911 services. By using Sprint IP, Fed IP, Sprint IP using IM, VRS and CapTel for emergency calling, you agree that Sprint is not responsible for any damages resulting from errors, defects, malfunctions, interruptions or failures in accessing or attempting to access emergency services through Sprint IP, Fed IP, Sprint IP using IM, VRS and CapTel; whether caused by the negligence of Sprint or otherwise. Other restrictions apply. For details, see www.sprintrelay.com. Coverage not available everywhere. Offers & service plan features not available in all markets/retail locations or for all phones/networks. Other restrictions apply. See www.sprintcaptel.com for details. © 2009 Sprint. Sprint and logos are trademarks of Sprint. CapTel is a registered trademark of Ultratec, Inc. Other registration marks are the property of their respective owners.